




# 911 Carrera S Cabriolet

2026




**Your dream becomes reality**

Porsche Code: PT9R4KY5



Visit the following link to view your configuration: <https://porsche-code.com/PT9R4KY5>

 12/16/2025


## Exterior Colours & Wheels

Category	Option	Option code	Price
Exterior Colour	 White	0Q	
	 Convertible soft top, Black	1V	
Wheels	 20-/21-inch Carrera S wheels	C8T	Standard Equipment

## Interior Colours & Seats

Category	Option	Option code	Price
Interior Colours & Materials	 Leather Package Black	PH	
Seats	 Sports seats 4-ways	Q5A	Standard Equipment

## Technology

Category	Option	Option code	Price
Powertrain & Performance	 8-speed Porsche Doppelkupplung (PDK)	G1F	Standard Equipment

## Others

Category	Option	Option code	Price
----------	--------	-------------	-------

## Standard Equipment

### Wheels

---

- 20-/21-inch Carrera S wheels

### Wheel Colours

---

- Wheels painted in Silver colour

### Wheel Accessories

---

- Anti-theft wheel bolts
- Wheel centre caps with monochrome Porsche crest
- Tyre Pressure Monitoring System (TPM)

### Seats

---

- Sports seats 4-ways
- Rear Seats
- Seat heating (front)
- ISOFIX fastening system

### Equipment Packages

---

- Equipment 'S'
- Standard version

### Exterior design

---

- Trim on side skirts in Black
- Exterior mirror lower trims including mirror base in Black
- Door handles painted in exterior colour
- Rear lid grille with vertical slats
- Cabrio
- Pedestrian safety

## Roof & transport systems

---

- Without roof rails

## Lettering & decals

---

- Model designation on rear trim in Lightsilver
- 'PORSCHE' logo in Silver colour (high-gloss)

## Powertrain & Performance

---

- 6-cylinder boxer engine with twin-turbo, displacement: 3.0 litres
- 8-speed Porsche Doppelkupplung (PDK)
- Power steering
- Rear-wheel drive
- Porsche Active Suspension Management (PASM)
- Porsche Torque Vectoring Plus (PTV Plus)
- Sports exhaust system (tailpipes Silver coloured)
- Brake system with Brake Calipers painted in Red
- 63-litre fuel tank
- Suspension standard

## Lights & Vision

---

- Matrix LED main headlights
- Taillight strip with 'PORSCHE' lettering
- Electric folding exterior mirrors including courtesy lighting
- Automatically dimming interior and exterior mirrors with integrated rain sensor
- Windscreen with thermally insulated glass

## Interior packages & decors/materials

---

- Interior package Diamar darksilver
- Accent Package Darksilver
- Omission of the quilting

## Seatbelts & Seat Design

---

- Seat belts Black
- Head rests
- Three-point automatic seat belts
- Seat belt warning system for driver and front passenger and rear seat system

## Steering wheel, gearshift/selector lever

---

- Multifunctional steering wheel including steering wheel heating and mode-switch
- Steering wheel with manual fore/aft and height adjustment

## Interior design

---

- Instrument dial Black
- Hood lining in Black fabric
- Sun visors for driver and front passenger
- Pedals and footrest in Black
- Door sill guards in aluminium with model designation

## Keys, mats & wallets

---

- Floor mats front and rear

## Assistance systems

---

- Reversing camera
- ParkAssist (front and rear) with visual and audible warning
- Traffic sign recognition
- Lane Keeping Assist
- Cruise control
- Warn and Brake Assist including pedestrian protection
- Driver Awareness Detection
- Emergency call systems eCall and bCall

## Comfort & everyday usability

---

- Two-zone automatic climate control
- Particle/pollen filter with active carbon filter
- Light design package
- Alarm system with interior surveillance
- Non-smoking package
- Alcohol Interlock preparation
- Airbags
- Keyless Drive

## Infotainment

---

- Navigation High
- Smartphone compartment with wireless charging (up to 15 W)
- Voice Control
- Digital radio
- Sound Package Plus

## Porsche Connect

---

- 10-year inclusive period

## Others

---

- First Aid Kit with warning triangle
- TPM Valve Silver coloured

# Technical Data

## Power unit

---

Number of cylinders	6
Bore	91.0 mm
Stroke	76.4 mm
Displacement	2,981 cm <sup>3</sup>
Power (kW)	353 kW
Power (PS)	480 PS

Maximum engine speed	7,500 1/min
Max. torque	530 Nm
Max. output per liter (kW/l)	118.00 kW/l
Max. output per liter (PS/l)	161.00 PS/l

## Performance

Top speed	308 km/h
Acceleration 0 - 100 km/h	3.7 s
Acceleration 0 - 100 km/h with Sport Chrono Package	3.5 s
Acceleration 0 - 160 km/h	8.2 s
Acceleration 0 - 160 km/h with Sport Chrono Package	7.9 s
Acceleration 0 - 200 km/h	12.6 s
Acceleration 0 - 200 km/h with Sport Chrono Package	12.3 s
In-gear acceleration (80-120km/h) (50-75 mph)	2.1 s

## Consumption/Emissions WLTP

Fuel consumption combined (model range)	10.5 - 10.3 l/100 km
Fuel consumption low (model range)	19.0 - 18.8 l/100 km
Fuel consumption medium (model range)	10.0 - 9.8 l/100 km
Fuel consumption high (model range)	8.7 - 8.5 l/100 km
Fuel consumption extra-high (model range)	9.2 - 9.0 l/100 km
CO <sub>2</sub> -emissions combined (model range)	240 - 235 g/km
CO <sub>2</sub> -emissions low (model range)	431 - 427 g/km
CO <sub>2</sub> -emissions medium (model range)	228 - 223 g/km
CO <sub>2</sub> -emissions high (model range)	199 - 194 g/km
CO <sub>2</sub> -emissions extra-high (model range)	210 - 204 g/km

**Consumption/Emissions (ECE)**

Fuel consumption urban	15.3 l/100 km
Fuel consumption extra-urban	7.7 l/100 km
Fuel consumption combined	10.5 l/100 km
CO <sub>2</sub> emissions combined	239 g/km

**Sound level (type approved based on UN-R 51)**

Sound level of stationary vehicle	94 dB(A)
Sound level of stationary vehicle (rpm)	3,325 1/min
Sound level of passing vehicle	71 dB(A)

**Body**

Length	4,542 mm
Width	1,852 mm
Width (with mirrors)	2,033 mm
Width (with mirrors folded)	1,834 mm
Height (PASM -10 DIN)	1,302 mm
Height (PASM -20 DIN)	1,292 mm
Wheelbase	2,450 mm
Turning circle	11.2 m
Unladen weight (DIN)	1,625 kg
Unladen weight (EU)	1,700 kg
Permissible gross weight	2,040 kg
Maximum load	415 kg

**Terrain features**

Overhang front/rear	1,016 - 1,076 mm
---------------------	------------------



Max. ground clearance (PASM -10 DIN)	125 mm
Breakover angle (PASM -10 DIN)	12.8 °
Approach/departure angle (PASM -10 DIN)	10.2 - 14.1 °
Max. ground clearance (PASM -20 DIN)	115 mm
Breakover angle (PASM -20 DIN)	11.9 °
Approach/departure angle (PASM -20 DIN)	9.6 - 13.5 °

## Capacities

Luggage compartment volume, front	135 l
Open luggage compartment volume (behind front seats)	163 l









