




Cayenne Coupé

2026



Your dream becomes reality

Porsche Code: PTR44G47



Visit the following link to view your configuration: <https://porsche-code.com/PTR44G47>

 12/16/2025

Exterior Colours & Wheels

Category	Option	Option code	Price
Exterior Colour	 White	0Q	
Wheels	 20-inch Cayenne Design wheels	43E	Standard Equipment
Tyres	Summer tyres for 20-inch wheels	83A	Standard Equipment

Interior Colours & Seats

Category	Option	Option code	Price
Interior Colours & Materials	 Partial leather interior Black, seats in smooth-finish leather Black	AN	
Seats	 Sports seats front (8-way, electric) with integrated headrests	Q1D	Standard Equipment

Exterior




Category	Option	Option code	Price
Roof & transport systems	Preparation for towbar system	1D7	Standard Equipment

Interior

Category	Option	Option code	Price
Interior design	 Fabric roof lining	6NJ	Standard Equipment

Technology

Category	Option	Option code	Price
----------	--------	-------------	-------

Powertrain & Performance		8-speed automatic gearbox	G1G	Standard Equipment
Assistance systems		Surround View with Active Parking Support	FT3	Standard Equipment
		Emergency call systems eCall and bCall	IW3	Standard Equipment
Comfort & everyday usability		Porsche Entry	4F2	Standard Equipment

Standard Equipment

Wheels

- 20-inch Cayenne Design wheels

Wheel Colours

- Wheel centre caps with monochrome Porsche crest

Tyres

- Summer tyres for 20-inch wheels

Wheel Accessories

- Anti-theft wheel bolts
- Tyre Pressure Monitoring System (TPM)

Seats

- Sports seats front (8-way, electric) with integrated headrests
- Sports rear seat system
- Seat heating (front)
- ISOFIX/I-Size mounting points on outer rear seats

Equipment Packages

- Equipment 'base'
- Equipment 'base'
- Standard version

Exterior packages

- Exterior package Black (high-gloss)

Exterior design

- Sideskirts
- Bumper
- Exterior mirror lower trims including mirror base in Black
- Roof spoiler in exterior colour
- Door handles painted in exterior colour
- Body style Coupé
- Pedestrian safety

Roof & transport systems

- Panoramic Roof, fixed
- Preparation for towbar system
- Without roof rails

Lettering & decals

- Silver coloured model designation

Powertrain & Performance

- 3.0-litre turbocharged V6 engine
- 8-speed automatic gearbox
- Power Steering Plus
- Porsche Active Suspension Management (PASM)
- Sport Chrono Package
- Exhaust system in brushed stainless steel
- Brake system with brake calipers in Black
- 75-litre fuel tank
- Suspension standard

Lights & Vision

- Matrix LED headlights
- LED taillights including light strip
- Exterior mirrors
- Automatically dimming interior and exterior mirrors
- Windscreen with thermally insulated glass

Interior packages & decors/materials

- Interior Package Diamar painted in Silvershade
- Accent Package Black

Seatbelts & Seat Design

- Seat belts Black
- Head rests
- Three-point automatic seat belts with reversible seat belt pretensioner

Steering wheel, gearshift/selector lever

- Multifunctional steering wheel with shift paddles and Mode-switch
- Steering wheel with manual fore/aft and height adjustment
- Gear selector

Interior design

- Compass instrument dial/Sport Chrono stopwatch instrument dial Black
- Fabric roof lining
- Sun visors for driver and front passenger
- Pedals and footrest in Black
- Door sill guards in aluminium with model designation
- Fixed luggage compartment cover

Keys, mats & wallets

- Floor mats front and rear

Assistance systems

- ParkAssist (front and rear) with visual and audible warning
- ParkAssist including Surround View
- Surround View with Active Parking Support
- Traffic sign recognition
- Lane Keeping Assist
- Active Speed Limit Assist
- Warn and Brake Assist including pedestrian protection
- Warn and Brake Assist including pedestrian protection
- Driver Awareness Detection
- Emergency call systems eCall and bCall

Comfort & everyday usability

- Automatic tailgate with gesture control
- Porsche Entry
- Two-zone automatic climate control
- Particle/pollen filter with active carbon filter
- Soft-close doors
- Driver Memory Package
- Ambient lighting
- Alarm system with interior surveillance
- Non-smoking package
- Side airbags (front and rear)
- Airbags
- Without roll-up sunblind

Infotainment

- Navigation High
- Smartphone compartment with wireless charging (up to 15W)
- Voice Control
- Digital radio (DAB+)
- Sound Package Plus

Porsche Connect

- Porsche Connect

Others

- First Aid Kit with warning triangle
- TPM Valve Silver coloured

Technical Data

Power unit

Number of cylinders	6
Bore	84.5 mm
Stroke	89.0 mm
Displacement	2,995 cm ³
Power (kW)	260 kW
Power (PS)	353 PS
Maximum engine speed	6,500 1/min
Max. torque	500 Nm
Max. output per liter (kW/l)	87.00 kW/l
Max. output per liter (PS/l)	118.00 PS/l

Performance

Top speed	248 km/h
-----------	----------

Acceleration 0 - 100 km/h with Sport Chrono Package	5.7 s
Acceleration 0 - 160 km/h with Sport Chrono Package	13.6 s
Acceleration 0 - 200 km/h with Sport Chrono Package	23.7 s
In-gear acceleration (80-120km/h) (50-75 mph) with Sport Chrono Package	3.9 s

Consumption/Emissions WLTP

Fuel consumption combined (model range)	11.6 - 10.7 l/100 km
Fuel consumption low (model range)	16.6 - 15.6 l/100 km
Fuel consumption medium (model range)	11.7 - 10.7 l/100 km
Fuel consumption high (model range)	9.9 - 9.0 l/100 km
Fuel consumption extra-high (model range)	11.3 - 10.2 l/100 km
CO ₂ -emissions combined (model range)	265 - 242 g/km
CO ₂ -emissions low (model range)	377 - 355 g/km
CO ₂ -emissions medium (model range)	266 - 244 g/km
CO ₂ -emissions high (model range)	225 - 204 g/km
CO ₂ -emissions extra-high (model range)	258 - 233 g/km

Consumption/Emissions (ECE)

Fuel consumption urban	13.8 l/100 km
Fuel consumption extra-urban	8.5 l/100 km
Fuel consumption combined	10.4 l/100 km
CO ₂ emissions combined	238 g/km

Sound level (type approved based on UN-R 51)

Sound level of stationary vehicle	81 dB(A)
Sound level of stationary vehicle (rpm)	3,750 1/min
Sound level of passing vehicle	69 dB(A)

Body

Length	4,930 mm
Width (with mirrors)	2,194 mm
Width (with mirrors folded)	1,997 mm
Height, steel suspension (PASM DIN)	1,678 mm
Height, air suspension (standard level)	1,659 mm
Height, air suspension (off-road level)	1,674 mm
Height, air suspension (extra off-road level)	1,704 mm
Height, air suspension (low level)	1,649 mm
Height, air suspension (extra-low level)	1,634 mm
Wheelbase	2,895 mm
Turning circle	12.1 m
Unladen weight (DIN)	2,085 kg
Unladen weight (EU)	2,160 kg
Permissible gross weight	2,820 kg
Maximum load	735 kg
Nose weight (EG)	140 kg
Max. towing load (braked)	3,500 kg
Max. towing load (unbraked)	750 kg
Maximum permissible roof load with Porsche roof transport system	75 kg

Terrain features

Overhang front/rear	1,013 - 1,022 mm
Max. clearance between ground and water-sensitive parts, steel suspension (DIN)	500 mm
Max. ground clearance, steel suspension (PASM DIN)	214 mm
Max. clearance between ground and water-sensitive parts, steel suspension (PASM DIN)	500 mm

Breakover angle, steel suspension (PASM DIN)	19.0 °
Approach/departure angle, steel suspension (PASM DIN)	25.5 - 22.5 °
Max. ground clearance, air suspension (normal ride height)	192 mm
Max. clearance between ground and water-sensitive parts, air suspension (standard level)	475 mm
Approach/departure angle, air suspension (standard level)	23.5 - 20.9 °
Breakover angle, air suspension (standard level)	17.2 °
Max. ground clearance, air suspension (off-road level)	207 mm
Max. clearance between ground and water-sensitive parts, air suspension (off-road level)	500 mm
Breakover angle, air suspension (off-road level)	18.5 °
Max. ground clearance, air suspension (extra off-road level)	237 mm
Max. clearance between ground and water-sensitive parts air suspension (extra off-road level)	530 mm
Breakover angle, air suspension (extra off-road level)	21.2 °
Approach/departure angle, air suspension (extra off-road level)	27.5 - 24.3 °
Max. ground clearance, air suspension (low level)	182 mm
Breakover angle, air suspension (low level)	16.3 °

Capacities

Luggage compartment volume, rear V210-2	554 l
Open luggage compartment volume (up to the upper edge of the rear seats)	592 l
Largest luggage compartment volume (behind front seats, up to roof)	1,502 l





