




Panamera 4 E-Hybrid Executive

2026



Your dream becomes reality

Porsche Code: PTFZBHE5



Visit the following link to view your configuration: <https://porsche-code.com/PTFZBHE5>

 12/16/2025

Exterior Colours & Wheels

Category	Option	Option code	Price
Exterior Colour	 White	0Q	
Wheels	 19-inch Panamera wheels	58V	Standard Equipment

Interior Colours & Seats

Category	Option	Option code	Price
Interior Colours & Materials	 Partial leather interior Black	AI	
Seats	 Comfort seats front (8-way, electric)	Q1G	Standard Equipment

Technology

Category	Option	Option code	Price
Powertrain & Performance	8-speed Porsche Doppelkupplung (PDK)	G1G	Standard Equipment

Standard Equipment

Wheels

- 19-inch Panamera wheels

Wheel Colours

- Wheel centre caps with monochrome Porsche crest

Wheel Accessories

- Anti-theft wheel bolts
- Tyre Pressure Monitoring System (TPM)
- Tyre sealing compound and electric air compressor

Seats

- Comfort seats front (8-way, electric)
- Individual comfort rear seats (eight-way, electric) with memory Package
- Seat heating (front and rear)
- ISOFIX fastening system, rear

Equipment Packages

- Equipment 'base'

Exterior design

- Sideskirts with Silver coloured (high-gloss) trims
- Exterior mirror lower trim and base painted in Black (high-gloss)
- Side window trims silver coloured (high-gloss)
- Door handles painted in exterior colour
- Automatic tailgate
- Limousine
- Pedestrian safety

Roof & transport systems

- Panoramic roof system
- Without roof rails

Lettering & decals

- Silver coloured model designation (high-gloss)
- 'PORSCHE' logo Silver coloured (high-gloss)

Powertrain & Performance

- 2.9 litre twin-turbo V6 engine / electric machine
- 8-speed Porsche Doppelkupplung (PDK)
- Power Steering Plus
- Four-wheel drive
- Sport Chrono Package
- Exhaust system with twin single-tube tailpipes outside left and right in brushed stainless steel
- Brake system with brake calipers in Black
- 80-litre fuel tank
- Starter battery
- Adaptive Air Suspension including Porsche Active Suspension Management (PASM)

Lights & Vision

- Matrix LED headlights
- Three-dimensional taillight strip
- Automatically dimming exterior mirrors
- Automatically dimming interior and exterior mirrors

Interior packages & decors/materials

- Interior Package Diamar Silvershade
- Accent Package Black

Seatbelts & Seat Design

- Seat belts Black
- Seat belt warning system for driver and front passenger and rear seat system

Steering wheel, gearshift/selector lever

- Heated Sports steering wheel with Mode-switch
- PDK gear changer lever

Interior design

- Compass instrument dial/Sport Chrono stopwatch instrument dial Black
- Fabric roof lining
- Sun visors for driver and front passenger
- Pedals and footrest in Black
- Door sill guards in aluminium with model designation
- Fixed luggage compartment cover

Keys, mats & wallets

- Floor mats front and rear

Assistance systems

- ParkAssist including Surround View
- Surround View with Active Parking Support
- Self-Steering Park Assist
- Traffic sign recognition
- Lane Keeping Assist
- Active Speed Limit Assist
- Warn and Brake Assist including pedestrian protection
- Warning and Brake Assist
- Driver Awareness Detection
- Emergency call systems eCall and bCall

Comfort & everyday usability

- Four-zone automatic climate control, including parking pre-climatisation
- Particle/pollen filter with active carbon filter
- Soft-close doors
- Driver Memory Package
- Comfort pillows in the rear
- Electric roll-up sunblind for behind rear compartment and electric roll-up sunblinds for rear side windows
- Alarm system with interior surveillance
- Non-smoking Package
- Alcohol Interlock preparation
- Side airbags (front and rear)
- Airbags
- Keyless Drive

Infotainment

- Smartphone compartment with wireless charging (up to 15W)
- Digital radio
- Sound Package Plus

Porsche Connect

- 10-year inclusive period

Charging & Range

- On-Board AC Charger with up to 11 kW charging power
- Charging cable for charging at alternating current chargers with 7.5 m length (up to 11 kW)
- 230V socket in luggage compartment

Others

- First Aid Kit with warning triangle
- TPM Valve Silver coloured

Technical Data

Power unit

Number of cylinders	6
Bore	84.5 mm
Stroke	86.0 mm
Displacement	2,894 cm ³
Power (kW)	224 kW
Power (PS)	304 PS
Maximum engine speed	6,800 1/min
Max. torque	420 Nm
Power combined (kW)	346 kW
Power Electric Motor (kW)	140 kW

Power combined (PS)	470 PS
Power Electric Motor (PS)	190 PS
Torque combined	650 Nm
Torque Electric Motor	450 Nm
Max. output per liter (kW/l)	77.00 kW/l
Max. output per liter (PS/l)	104.00 PS/l

Performance

Top speed	280 km/h
Acceleration 0 - 100 km/h with Sport Chrono Package	4.2 s
Acceleration 0 - 160 km/h with Sport Chrono Package	10.3 s
Acceleration 0 - 200 km/h with Sport Chrono Package	16.7 s
In-gear acceleration (80-120km/h) (50-75 mph) with Sport Chrono Package	2.9 s

Range

Electric range combined (model range)	79 - 88 km
Electric range city (model range)	84 - 92 km

Electric driving

Electric range (EAER) combined (model range)	84 - 94 km
Electric range (EAER) city (model range)	87 - 94 km
Electric range combined (ECE)	96 km
Electrical top speed	140 km/h

Charging

Gross battery energy content	25.9 kWh
------------------------------	----------

Charging time for alternating current (AC) with 9.6 kW (0 to up to 100 %)	3.25 h
Charging time for alternating current (AC) with 11 kW (0 to up to 100 %)	2.65 h

Consumption/Emissions WLTP

Fuel consumption (weighted) combined (model range)	3.8 - 3.2 l/100 km
Electric energy consumption (weighted) combined (model range)	18.5 - 18.0 kWh/100 km

Consumption/Emissions (ECE)

Fuel consumption (weighted) combined	1.8 l/100 km
CO ₂ emissions (weighted) combined	40 g/km
Electrical consumption (weighted) combined	269 Wh/km

Sound level (type approved based on UN-R 51)

Sound level of stationary vehicle	80 dB(A)
Sound level of stationary vehicle (rpm)	3,750 1/min
Sound level of passing vehicle	67 dB(A)

Body

Length	5,202 mm
Width	1,937 mm
Width (with mirrors)	2,165 mm
Width (with mirrors folded)	1,983 mm
Height, air suspension (standard level)	1,425 mm
Height, air suspension (low level)	1,415 mm
Height, air suspension (extra-low level)	1,402 mm
Wheelbase	3,100 mm

Turning circle	12.4 m
Unladen weight (DIN)	2,325 kg
Unladen weight (EU)	2,400 kg
Permissible gross weight	2,805 kg
Maximum load	480 kg

Terrain features

Overhang front/rear	972 - 1,130 mm
Max. ground clearance, air suspension (normal ride height)	131 mm
Approach/departure angle, air suspension (standard level)	12.6 - 16.0 °
Breakover angle, air suspension (standard level)	10.2 °
Max. ground clearance, air suspension (low level)	121 mm
Breakover angle, air suspension (low level)	9.4 °

Capacities

Open luggage compartment volume (up to the upper edge of the rear seats)	430 l
Largest luggage compartment volume (behind front seats, up to roof)	1,385 l





